

Center Hole CYLINDERS RH SERIES

10-100 Ton Single-Acting, Spring-Return

Ideal for pulling and tensioning of cables, anchor bolts, forcing screws, etc.

CYLINDERS

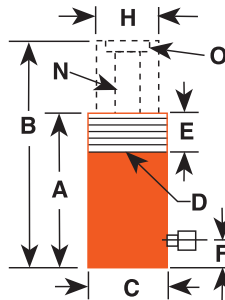
- Interchangeable piston head inserts (see page 35) provide versatility of application.
- 12, 20*, 30*, 50, 60 Ton Single-Acting Models Feature Threaded Collar
- Withstands full “dead-end” loads.
- Corrosion resistant standpipe has “Power Tech” treatment.
- All cylinders except RH120 are furnished with a 9796 3/8" NPT female half coupler.
- Aluminum cylinder body and piston are featured on the RHA306 cylinder.

* Model RH203 and RHA306 do not feature the collar thread. See the chart below.



ASME B30.1
700 bar

10, 20, 100 Ton
Single-Acting Models
Feature Plain Collar



Cyl. Cap. (tons)	Stroke (mm)	Order No.	Oil Cap. (cm ³)	A	B	C	D	E	F	H	N	O	Cylinder Effective Area (cm ²)	Metric Tons at 700 bar	Weight (kg)
				Re-tracted Height (mm)	Ex-tended Height (mm)	Outside Dia. (mm)	Collar Thread (in.)	Collar Thread Length (mm)	Base to Port (mm)	Piston Rod Dia. (mm)	Center Hole Dia. (mm)	Insert Thread and Size (in.)			
10	63,5	RH102	91	134,9	198,4	76,2	-	-	25,4	52,4	19,4	1 3/4-12	14,3	10,0	4,1
10	203,2	RH108	290	287,3	490,5	76,2	-	-	25,4	52,4	19,4	1 3/4-12	14,3	10,0	8,5
12	7,9	RH120**	14	55,6	63,5	69,9	2 3/4-16	31,8	9,5	34,9	17,5	3/4-16	17,8	12,5	1,4
12	41,3	RH121	74	122,2	163,5	69,9	2 3/4-16	31,8	25,4	34,9	20,2	-	17,8	12,5	3,0
12	41,3	RH121T**	74	122,2	163,5	69,9	2 3/4-16	31,8	25,4	34,9	17,5	3/4-16	17,8	12,5	3,0
12	76,2	RH123	136	184,2	260,4	69,9	2 3/4-16	20,6	25,4	34,9	20,6	-	17,8	12,5	4,0
20	50,8	RH202	155	155,6	206,4	98,4	3 7/8-12	38,1	25,4	54,0	27,4	1 9/16-16	30,4	21,4	7,3
20	76,2	RH203	193	154,0	230,2	101,6	-	-	25,4	69,9	26,6	2 1/4-12	25,3	17,8	9,1
20	152,4	RH206	465	308,0	460,4	98,4	3 7/8-12	38,1	25,4	54,0	27,4	1 9/16-16	30,4	21,4	13,7
30	63,5	RH302	260	158,8	222,3	120,7	4 3/4-12	38,1	29,4	82,6	32,9	2 3/4-12	40,9	28,8	11,6
30	149,2	RHA306	625	283,4	432,6	130,2	-	-	31,8	82,6	32,5	2 5/8-8	40,9	28,8	9,9
30	152,4	RH306	625	247,7	400,1	120,7	4 3/4-12	38,1	29,4	82,6	32,5	2 3/4-12	40,9	28,8	17,7
50	76,2	RH503	534	181,0	257,2	152,4	6-12	50,8	31,8	104,8	32,5	3 1/4-12	70,0	49,3	21,2
60	76,2	RH603*	607	235,0	311,2	158,8	6 1/4-12	63,5	25,4	91,3	54,0	3-12	79,4	55,9	27,2
60	152,4	RH606*	1.211	311,2	463,6	158,8	6 1/4-12	63,5	25,4	91,3	54,0	3-12	79,4	55,9	35,4
100	76,2	RH1003*	1.014	254,0	330,2	212,7	-	-	31,8	127,0	79,4	4 1/8-12	133,0	93,5	52,2

* Supplied with carrying handles.

Aluminum

** RH120 and RH121T do not have an internal threaded insert, but do have a 3/4-16 internal thread. The RH120 inlet port is 1/4" NPTF.

Center Hole CYLINDERS RT SERIES

17½-100 Ton
Single- Acting,
Spring-Return &
Double-Acting

Ideal for pulling and pressing.



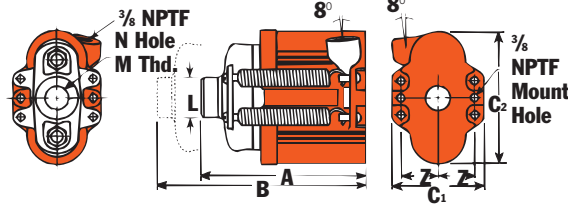
ASME B30.1
700 bar

- A proven design; used throughout industry for over 40 years.
- Cylinders withstand full “dead-end” loads.
- Compact design; ideal for applications in which space is limited.
- Basic head can be changed from a tapped hole to plain hole by simply changing insert. (See page 35)
- Pistons have “Power Tech” treatment for corrosion and abrasion resistance.

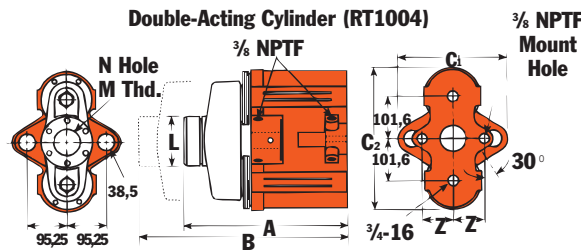
CYLINDERS

Dimensions for reference only.

Single-Acting, Spring-Return Cylinders



Double-Acting Cylinder (RT1004)



Cyl. Capacity (Tons)	Stroke (mm)	Order No.	Oil Cap. (cm³)		A Re-tracted Height (mm)	B Ex-tended Height (mm)	C1 Out-side Dia. (mm)	C2 Out-side Dia. (mm)	L Load Cap. Dia. (mm)	M Load Cap. Thread (in.)	N Center Hole Dia. (mm)	Z Mounting Hole Location (mm)	Cyl. Mounting Hole (mm)	Metric Eff. Area (cm²)	Tons at 700 bar	Weight (kg)
			Push	Return												
17,5	50,8	RT172	116	-	174,6	225,4	95,3	146,1	44,5	1-8	27,0	38,1	8,7	22,8	16,1	6,6
30	63,5	RT302	258	-	214,3	277,8	108,0	190,5	57,2	1 1/4-7	32,9	46,0	11,9	40,5	28,5	12,8
50	76,2	RT503	482	-	268,3	344,5	149,2	238,1	73,0	1 5/8-5 1/2	42,5	60,3	16,7	63,3	44,5	25,4
100	123,8	RT1004**	1.583	1.037	384,2	508,0	266,7	336,6	120,7	2 1/2-8	65,1	73,0	19,8	124,1*	87,3	72,6

* Push side only.

** The RT1004 has a bypass when full stroke is reached, preventing over-pressurization of the cylinder.

NOTE: Each cylinder complete with threaded cylinder head insert, cylinder half coupler and cylinder attaching screws.

